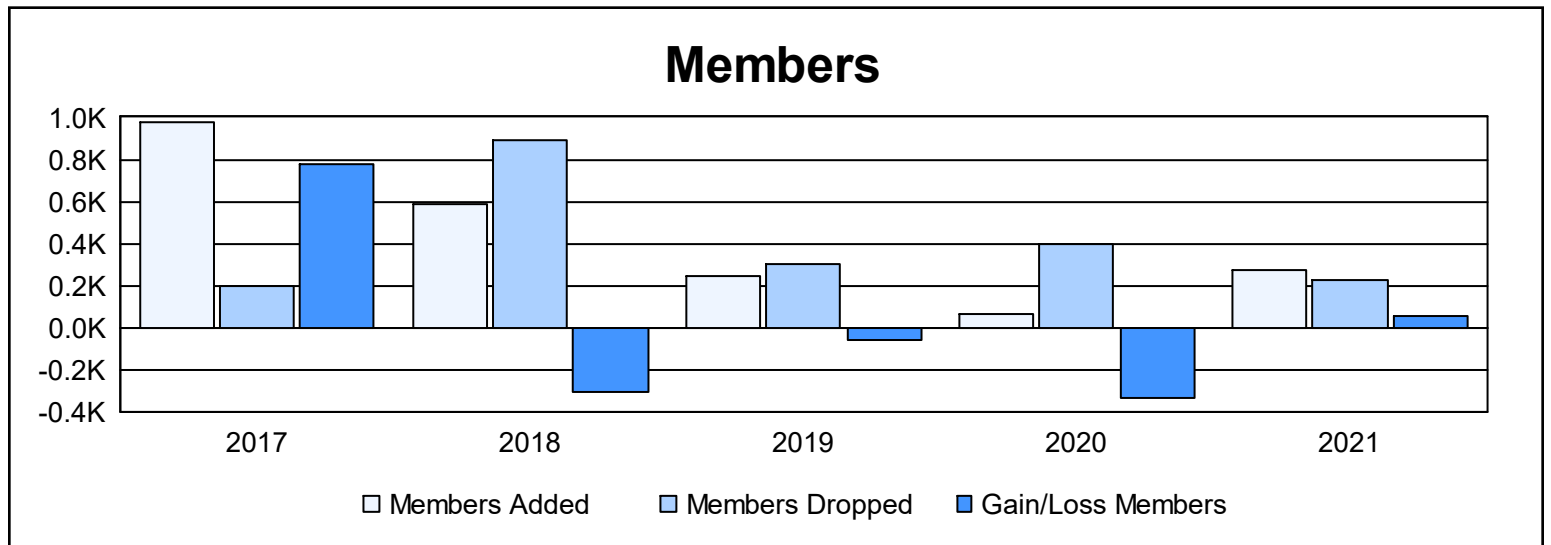
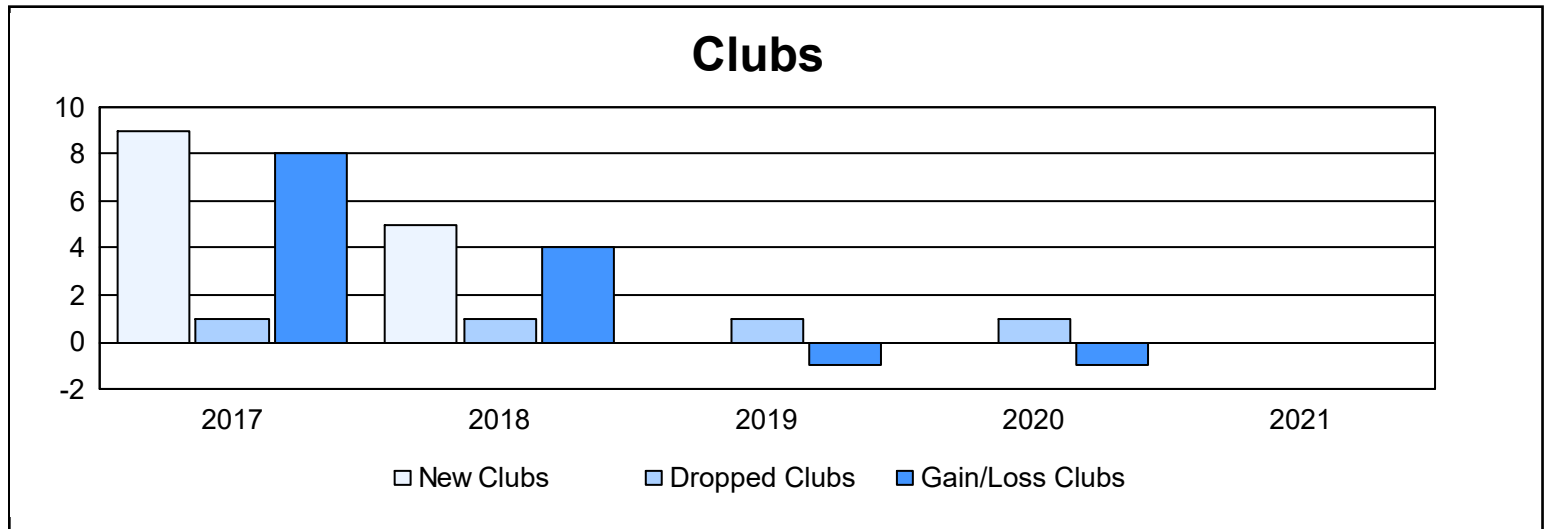
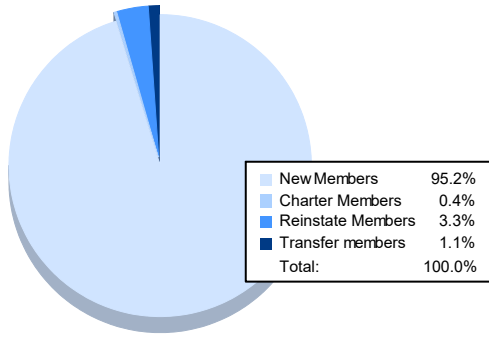


Year	New Clubs	Dropped Clubs	Gain/ Loss Clubs	New Members	Charter Members	Reinstate Members	Transfer Members	Total Member Added	Total Members Dropped	Gain/ Loss Members
2016-2017	9	1	8	593	373	5	4	975	200	775
2017-2018	5	1	4	395	168	8	14	585	895	-310
2018-2019	0	1	-1	225	5	4	10	244	304	-60
2019-2020	0	1	-1	27	22	7	7	63	395	-332
2020-2021	0	0	0	260	1	9	3	273	221	52
<b>Average</b>	<b>3</b>	<b>1</b>	<b>2</b>	<b>300</b>	<b>114</b>	<b>7</b>	<b>8</b>	<b>428</b>	<b>403</b>	<b>25</b>



### Membership Composition June 2021 Cumulative



### Gender Composition June 2021 Cumulative

